



Caledonian

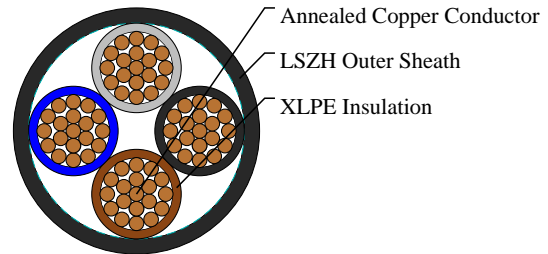

FIRETOX LSZH Flame Retardant Power & Control Cables

www.caledonian-cables.com

marketing@caledonian-cables.com

600/1000V XLPE Insulated, LSZH Sheathed Power Cables to BS 8573 (4Cores)

FTX400 1RZ1-R (CU/XLPE/LSZH 600/1000V Class 2)



APPLICATIONS

The cables are mainly used in power stations, mass transit underground passenger systems, airports, petrochemical plants, hotels, hospitals and high-rise buildings. This product type is TUV approved.

STANDARDS

Basic design to BS 8573:2012

APPROVALS

TUV Certification (Z1 17 09 98200 010)

FIRE PERFORMANCE

| | |
|---|-------------------------------|
| Flame Retardance (Single vertical wire or cable test) | IEC 60332-1-2; EN 60332-1-2 |
| Reduced Fire Propagation (Vertically-mounted bundled wires & cables test) | IEC 60332-3-24; EN 60332-3-24 |
| Halogen Free | IEC 60754-1; EN 50267-2-1 |
| No Corrosive Gas Emission | IEC 60754-2; EN 50267-2-2 |
| Minimum Smoke Emission | IEC 61034-2; EN 61034-2 |

VOLTAGE RATING

600/1000V

CABLE CONSTRUCTION

Conductor: Annealed copper conductor, stranded according to BS EN 60228 class 2.

Insulation: Thermosetting insulation XLPE Type GP8 according to BS 7655-1.3. HEPR Type GP6 according to BS 7655-1.2 or crosslinked polyolefin material type EI 5 according to BS EN 50363-5 can be offered as option.

Inner Covering Option: The optional inner covering, where used, shall consist of an extruded layer of synthetic polymeric material. It shall surround the single core and the laid-up two, three, four or five cores, giving the assembly a practically circular shape.

Outer Sheath: Extruded layer of polymeric material LTS 4 according to BS 7655-6.1.



Caledonian

FIRETOX LSZH Flame Retardant Power & Control Cables

www.caledonian-cables.com

marketing@caledonian-cables.com

Outer Sheath Option: UV resistance, hydrocarbon resistance, oil resistance, anti-rodent and anti-termite properties can be offered as option.

COLOUR CODE

Insulation Colour

2-core: Brown and blue.

3-core: Brown, black and grey.

4-core: Blue, brown, black and grey.

5-core: Green and yellow, blue, brown, black, grey.

Above 5 Cores: Black cores with white numerals.

Other colours can be offered upon request.

Sheath Colour: Black; other colours can be offered upon request

PHYSICAL AND THERMAL PROPERTIES

Maximum temperature range during operation: 90°C

Maximum short circuit temperature (5 Seconds): 250°C

Minimum bending radius

circular copper conductors $OD \leq 25\text{mm}$: 4 × Overall Diameter

circular copper conductors $OD > 25\text{mm}$: 6 × Overall Diameter

shaped copper conductors: 8 × Overall Diameter

Electrical Properties

Conductor operating temperature: 90°C

Ambient temperature: 30°C

DIMENSION AND PARAMETERS

| No. of Cores × Cross-sectional Area | Conductor Class | Nominal Insulation Thickness | Nominal Sheath Thickness | Approx. Overall Diameter | Nominal Copper Weight |
|--|-----------------|------------------------------|--------------------------|--------------------------|-----------------------|
| No. × mm ² | | mm | mm | mm | kg/km |
| 4×50 | 2 | 1.0 | 1.8 | 29.9 | 2339 |

Current-Carrying Capacities (Amp) according to BS 7671:2008 table 4E2A

| Conductor Cross-sectional Area | Ref. Method A 2cables, 1-phase a.c. or d.c. | Ref. Method A 3/4 cables, 3-phase a.c. | Ref. Method B 2 cables, 1-phase a.c. or d.c. | Ref. Method B 3/4 cables, 3-phase a.c. | Ref. Method C 2 cables, 1-phase a.c. or d.c. flat and touching | Ref. Method C 3/4 cables, 3-phase a.c. flat and touching or trefoil | Ref. Method E One 2C cable, 1-phase a.c. or d.c. | Ref. Method E One 3C or 4C cable, 3-phase a.c. |
|--------------------------------|---|--|--|--|--|---|--|--|
| mm ² | A | A | A | A | A | A | A | A |
| 50 | 145 | 130 | 175 | 154 | 209 | 179 | 225 | 192 |

Voltage Drop (Per Amp Per Meter) according to BS 7671:2008 table 4E2B

| Conductor Cross-sectional Area | 2C cable, d.c. | 2C cable, 1-phase a.c. | 3C or 4C cable, 3-phase a.c. |
|--------------------------------|----------------|------------------------|------------------------------|
|--------------------------------|----------------|------------------------|------------------------------|



Caledonian

FIRETOX LSZH Flame Retardant Power & Control Cables

www.caledonian-cables.com

marketing@caledonian-cables.com

| mm ² | mV/A/m | mV/A/m | mV/A/m |
|-----------------|--------|-----------------------|-----------------------|
| 50 | 0.98 | r:0.99 x:0.155 z:1.00 | r:0.86 x:0.135 z:0.87 |




Rated voltage



BS 8573



Flame Retardancy
IEC 60332-1-2



Halogen Free
IEC 60754-1



Low Corrosivity
IEC 60754-2



Low Smoke Emission
IEC 61034-2



Reduced Fire Propagation
IEC 60332-3-24