



Caledonian

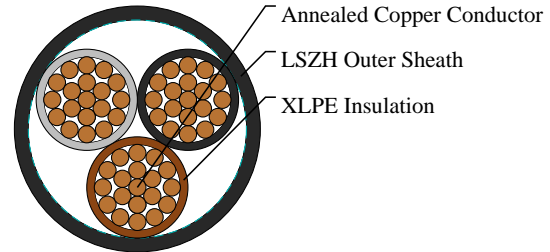

FIRETOX LSZH Flame Retardant Power & Control Cables

www.caledonian-cables.com

marketing@caledonian-cables.com

600/1000V XLPE Insulated, LSZH Sheathed Power Cables to BS 8573 (3Cores)

FTX400 1RZ1-R (CU/XLPE/LSZH 600/1000V Class 2)



APPLICATIONS

The cables are mainly used in power stations, mass transit underground passenger systems, airports, petrochemical plants, hotels, hospitals and high-rise buildings. This product type is TUV approved.

STANDARDS

Basic design to BS 8573:2012

APPROVALS

TUV Certification (Z1 17 09 98200 010)

FIRE PERFORMANCE

Flame Retardance (Single vertical wire or cable test)	IEC 60332-1-2; EN 60332-1-2
Reduced Fire Propagation (Vertically-mounted bundled wires & cables test)	IEC 60332-3-24; EN 60332-3-24
Halogen Free	IEC 60754-1; EN 50267-2-1
No Corrosive Gas Emission	IEC 60754-2; EN 50267-2-2
Minimum Smoke Emission	IEC 61034-2; EN 61034-2

VOLTAGE RATING

600/1000V

CABLE CONSTRUCTION

Conductor: Annealed copper conductor, stranded according to BS EN 60228 class 2.

Insulation: Thermosetting insulation XLPE Type GP8 according to BS 7655-1.3. HEPR Type GP6 according to BS 7655-1.2 or crosslinked polyolefin material type EI 5 according to BS EN 50363-5 can be offered as option.

Inner Covering Option: The optional inner covering, where used, shall consist of an extruded layer of synthetic polymeric material. It shall surround the single core and the laid-up two, three, four or five cores, giving the assembly a practically circular shape.

Outer Sheath: Extruded layer of polymeric material LTS 4 according to BS 7655-6.1.



Caledonian

FIRETOX LSZH Flame Retardant Power & Control Cables

www.caledonian-cables.com

marketing@caledonian-cables.com

Outer Sheath Option: UV resistance, hydrocarbon resistance, oil resistance, anti-rodent and anti-termite properties can be offered as option.

COLOUR CODE

Insulation Colour

2-core: Brown and blue.

3-core: Brown, black and grey.

4-core: Blue, brown, black and grey.

5-core: Green and yellow, blue, brown, black, grey.

Above 5 Cores: Black cores with white numerals.

Other colours can be offered upon request.

Sheath Colour: Black; other colours can be offered upon request

PHYSICAL AND THERMAL PROPERTIES

Maximum temperature range during operation: 90°C

Maximum short circuit temperature (5 Seconds): 250°C

Minimum bending radius

circular copper conductors $OD \leq 25\text{mm}$: 4 x Overall Diameter

circular copper conductors $OD > 25\text{mm}$: 6 x Overall Diameter

shaped copper conductors: 8 x Overall Diameter

Electrical Properties

Conductor operating temperature: 90°C

Ambient temperature: 30°C

DIMENSION AND PARAMETERS

No. of Cores x Cross-sectional Area	Conductor Class	Nominal Insulation Thickness	Nominal Sheath Thickness	Approx. Overall Diameter	Nominal Copper Weight
No. x mm ²		mm	mm	mm	kg/km
3x95	2	1.1	2.0	36.1	3441

Current-Carrying Capacities (Amp) according to BS 7671:2008 table 4E2A

Conductor Cross-sectional Area	Ref. Method A 2cables, 1-phase a.c. or d.c.	Ref. Method A 3/4 cables, 3-phase a.c.	Ref. Method B 2 cables, 1-phase a.c. or d.c.	Ref. Method B 3/4 cables, 3-phase a.c.	Ref. Method C 2 cables, 1-phase a.c. or d.c. flat and touching	Ref. Method C 3/4 cables, 3-phase a.c. flat and touching or trefoil	Ref. Method E One 2C cable, 1-phase a.c. or d.c.	Ref. Method E One 3C or 4C cable, 3-phase a.c.
mm ²	A	A	A	A	A	A	A	A
95	220	197	265	233	328	278	352	298

Voltage Drop (Per Amp Per Meter) according to BS 7671:2008 table 4E2B

Conductor Cross-sectional Area	2C cable, d.c.	2C cable, 1-phase a.c.	3C or 4C cable, 3-phase a.c.
--------------------------------	----------------	------------------------	------------------------------



Caledonian

FIRETOX LSZH Flame Retardant Power & Control Cables

www.caledonian-cables.com

marketing@caledonian-cables.com

mm ²	mV/A/m	mV/A/m	mV/A/m
95	0.49	r:0.50 x:0.150 z:0.52	r:0.43 x:0.130 z:0.45




Rated voltage



BS 8573



Flame Retardancy
IEC 60332-1-2



Halogen Free
IEC 60754-1



Low Corrosivity
IEC 60754-2



Low Smoke Emission
IEC 61034-2



Reduced Fire Propagation
IEC 60332-3-24