



Caledonian

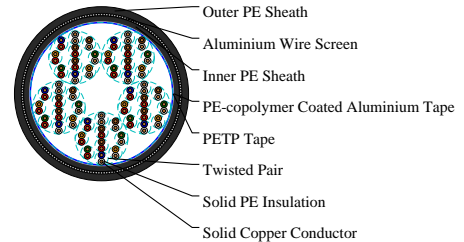
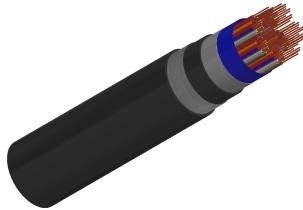
Railway Cables

www.caledonian-cables.com

marketing@caledonian-cables.com

Scada/Pilot Cables NR/PS/ELP/27220

RS27220-2Y(F)(L)2YB2Y-50P0.9



APPLICATIONS

The telecom cables are suitable for modern based supervisory system operating in the VF range from 300 to 3000Hz.

STANDARDS

NR/PS/ELP/27220 (formerly RT/E/PS/0034)

VOLTAGE RATING

600V DC/420V AC

CABLE CONSTRUCTION

Conductors: Class 1 solid plain copper conductor 0.9 mm nominal diameter to BS6360,complies with BS3573.

Insulation: Solid polyethylene type 03 to BS6234.

Cabling Element: Two insulated conductors are twisted together to form a pair.

Filling: Petroleum jelly filled.

Core Wrapping: PETP (Polyethylene Terephthalate) tape.

Moisture Barrier: One laminated sheath made of aluminium tape coated with PE-Copolymer on at least one side is applied with longitudinally overlap.

Inner Sheath: Low density polyethylene type 03C to BS6234.

Screen: Aluminium wire screen.

Core Wrapping: Water blocking tape.

Sheath: Low density polyethylene type 03C to BS6234.

COLOUR CODE

Colour scheme, unit binder colour and cable make-up according to NR/PS/TEL/00015

1P:WHITE+BLUE

2P:WHITE+ORANGE

3P:WHITE+GREEN

4P:WHITE+BROWN

5P:WHITE+GREY

6P:RED+BLUE

7P:RED+ORANGE



Caledonian

Railway Cables

www.caledonian-cables.com

marketing@caledonian-cables.com

8P:RED+GREEN

9P:RED+BROWN

10P:RED+GREY

Binder Colour:

Unit 1-BLUE

Unit 2-ORANGE

Unit 3-GREEN

Unit 4-BROWN

Unit 5-GREY

PHYSICAL AND THERMAL PROPERTIES

Minimum Bending Radius: 10xOD

Temperature Range: -25°C to +85°C (during operation); -10°C to +70°C (during installation)

Electrical Properties

Electrical Characteristics at 20°C:

Nominal Conductor Diameter:0.9 mm

Maximum Conductor Resistance:30 Ω/km 30.0

Maximum Average Mutual Capacitance @1000Hz (AC):71 nF/km

Maximum Capacitance Unbalance @1000Hz pair to pair:275 pF/500m

DIMENSION AND PARAMETERS

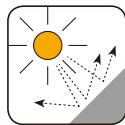
No. of Pairs	Conductor Diameter	Nominal Diameter over Insulation	Nominal Sheath Thickness	Nom. Overall Diameter	Approx. Weight
	mm	mm	mm	mm	kg/km
50	0.9	1.5	2	35.8	1643



Laid In Ducts




Rated voltage



UV Resistant



Water Resistant



Zero Halogen
IEC 60754-1/EN 50267-2-1
NF C20-454