



H05V2-K UL / H07V2-K UL

Application and Description


H05V2-K UL / H07V2-K UL are internationally approved harmonized, UL/CSA and AWM/MTW approved PVC European flexible single-conductor wires with increased temperature range for HAR/IEC and higher working voltage for UL-AWM. Due to these increases it is suitable for use in connections and internal wirings of frequency converters. Can be found in appliance wiring and machine tool wiring as well as in control systems. They may also be used in pipes and flexible conduits. Recommended for the internal wiring of apparatus, switchboards and distributor boards in electronic and electrical equipment designed for international use in North American & European countries and for MRO replacement of international made equipment wire.

Standard and Approval

NF C 32-201-7, HD 21.7 S2, H05V2-K / H07V2-K, VDE-0281 Part-3,
UL-Standard and Approval 1063 MTW, UL-AWM Style 10269, CSA TEW, CSA-AWM 1 A/B, FT-1,
CE Low Voltage Directive 73/23/EEC and 93/68/EEC, ROHS compliant

Cable Construction

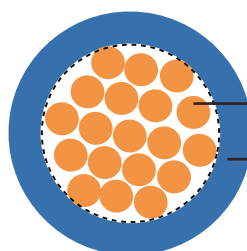
- Fine tinned copper strands
- Strands to VDE-0295 Class-5, IEC 60228 Class-5
- Special PVC core insulation
- Cores to VDE-0293 colors on chart
- H05V2-K UL (22, 20 & 18 AWG)
- H07V2-K UL (16 AWG and Larger)
- X05V2-K UL & X07V2-K UL for non-HAR colors



H05V2-K

Technical Characteristics

- Working voltage: 300/500v (H05V2-K UL)
- Working voltage: 450/750v (H07V2-K UL)
- Working voltage UL(MTW) & CSA: 600v
- Working voltage UL (AWM): 1000v
- Test voltage: 2500 volts (4000 volts UL)
- Flexing/Static bending radius: 10-15 x Ø



Bare copper conductor

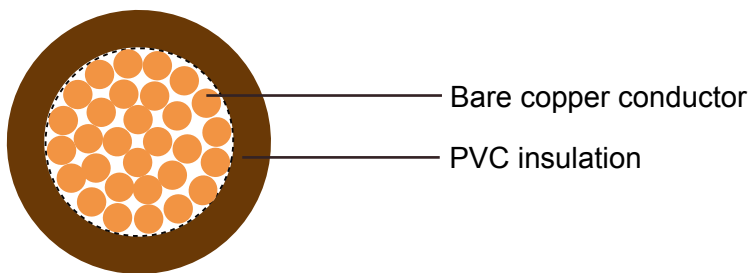
PVC insulation

H05V2-K




French Standard

- Temperature HAR/IEC: -40° to +90° C
- Temperature UL-AWM: -40° to +105° C
- Temperature UL-MTW: -40° C to +90° C
- Temperature CSA-TEW: -40° C to +105° C
- Flame retardant: NF C 32-070, FT-1, UL VW-1
- Insulation resistance: 20 MΩ x km



H07V2-K



H07V2-K

Cable Parameter

| AWG | No. of Cores x Nominal Cross Sectional Area # x mm ² | Nominal Thickness of Insulation mm | Nominal Overall Diameter mm | Nominal Copper Weight kg/Km | Nominal Weight kg/Km |
|-------------|--|---|--------------------------------------|-----------------------------------|----------------------------|
| 20(16/32) | 1 x 0.5 | 0.6 | 2.5 | 4.8 | 11 |
| 18(24/32) | 1 x 0.75 | 0.6 | 2.7 | 7.2 | 14 |
| 17(32/32) | 1 x 1 | 0.6 | 2.9 | 9.6 | 16 |
| 16(30/30) | 1 x 1.5 | 0,7 | 3.1 | 14.4 | 20 |
| 14(50/30) | 1 x 2.5 | 0,8 | 3.7 | 24 | 32 |
| 12(56/28) | 1 x 4 | 0,8 | 4.4 | 38 | 50 |
| 10(84/28) | 1 x 6 | 0,8 | 4.9 | 58 | 66 |
| 8(80/26) | 1 x 10 | 1,0 | 6.8 | 96 | 121 |
| 6(128/26) | 1 x 16 | 1,0 | 8.9 | 154 | 211 |
| 4(200/26) | 1 x 25 | 1,2 | 10.1 | 240 | 303 |
| 2(280/26) | 1 x 35 | 1,2 | 11.4 | 336 | 407 |
| 1(400/26) | 1 x 50 | 1,4 | 14.1 | 480 | 600 |
| 2/0(356/24) | 1 x 70 | 1,4 | 15.8 | 672 | 790 |
| 3/0(485/24) | 1 x 95 | 1,6 | 18.1 | 912 | 1067 |
| 4/0(614/24) | 1 x 120 | 1,6 | 19.5 | 1115 | 1277 |