

Solid PE Insulated & AP Sheathed (ALPETH) Air Core Cables to ICEA S-85-625

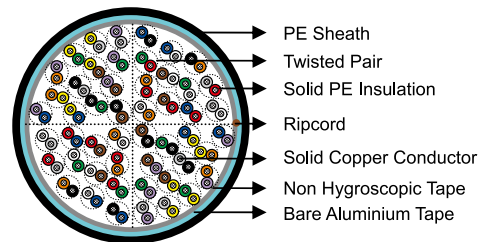
APPLICATION

The cables are designed for use as subscriber distribution cables and as connection between central offices. The cables are suitable for installation in ducts, direct burial in the ground and also for aerial installation with integral suspension strand. An armoured option is offered for direct burial installations. A figure-8 self support option is offered for aerial installation.



STANDARDS

- ANSI/ICEA S-85-625



CONSTRUCTION

- **Conductors:** Solid annealed bare copper, 0.4/0.5/0.63/0.9mm, as per ASTM B-3/class 1 of IEC 60228.
- **Insulation:** Solid medium or high density polyethylene as per ASTM D 1248/IEC 60708.
- **Twisted Pairs:** Insulated conductors are twisted into pairs with varying lay length to minimize crosstalk.
- **Cabling Element:** Twisted Pairs.
- **Cable Core Assembly:** Cables of 25 pairs or less are assembled into cylindrical core. Cables larger than 25 pairs are assembled into units, which are then used to form the core. Units are identified by colour coded binders.
- **Core Wrapping:** One or more non-hygroscopic polyester tapes are helically or longitudinally laid with an overlap. These tapes furnish thermal, mechanical as well as high dielectric protection between shielding and individual conductors.
- **Moisture Barrier:** A layer of corrugated bare aluminium tape (0.2mm/8mil) is applied longitudinally with overlap over the cable core to provide 100% electrical shielding coverage and ensure a barrier against water vapor.
- **Sheath:** Black low or medium density polyethylene as per ASTM D 1248/IEC 60708, being able to withstand exposure to sunlight, temperature variations, ground chemicals and other environmental contaminants.
- **Ripcord:** Ripcord may be provided for slitting the sheath longitudinally to facilitate its removal.
- **Spare Pairs (optional):** Spare pairs may be provided for large pair cables.
- **Continuity Wire (optional):** One tinned copper drain wire may be longitudinally laid to ensure electrical continuity of the screen.

OPTIONAL CONSTRUCTION

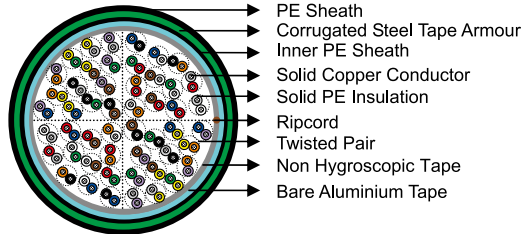
- **Armoured Cable:** 0.15mm thick corrugated steel tape armour is applied with an overlap over an optional inner polyethylene sheath. An outer polyethylene sheath is applied over the armour.
- **Self-Support Cables:** A 7-strand galvanized steel strand is used as support wire. Black polyethylene sheath covers both core and support wire in a figure-8 construction.



Caledonian

OUTDOOR TELEPHONE CABLES

www.caledonian-cables.co.uk www.addison-cables.com



• **Shield Options:** There are 8 different shield options which can be offered in this standard:

- 1) 8 mil bare aluminium tape
- 2) 8 mil coated aluminium tape
- 3) 5 mil copper tape
- 4) 5 mil copper clad alloy steel tape
- 5) 5 mil copper clad stainless steel tape
- 6) 6 mil & 7 mil 194 copper alloy tape
- 7) 6 mil bare steel tape
- 8) 6 mil coated steel tape

ABBREVIATIONS

LAP (CAP): Copolymer coated aluminium tape + PE sheath

LAPSP (CAPSP): LAP sheath + steel tape armour + PE

AP (ALPETH): Bare aluminium tape + PE sheath

PAP: PE inner sheath + bare aluminium tape + PE sheath

APSP (STAPETH): Bare aluminium tape + PE inner sheath + steel tape armour + PE outer sheath

CACSP: Copolymer coated aluminium tape + copolymer coated steel tape armour + PE outer sheath

LAPSP: Copolymer coated aluminium tape + PE inner sheath + steel tape armour + PE outer sheath

FIGURE 8 LAP: Copolymer coated aluminium tape + PE outer sheath + self supporting

ELECTRICAL PROPERTIES

Nominal Conductor Diameter	mm	0.4	0.5	0.63	0.9
Conductor Gauge Size	AWG	26	24	22	19
Maximum Average DC Resistance	Ω/km / Ω/mile	140/225	87/140	55/88.6	27.0/43.4
Maximum Individual DC Resistance	Ω/km / Ω/mile	144.2/232	89.5/144	56.5/91.0	28.0/45.0
Minimum Insulation Resistance @500V DC	MΩ·km / MΩ·mile	1600/1000	1600/1000	1600/1000	1600/1000
Maximum Average Resistance Unbalance	%	1.5	1.5	1.5	1.5
Maximum Individual Resistance Unbalance	%	5	5	5	5
Average Mutual Capacitance	nF/km / nF/kft	48.5-54.0 /14.8-16.5	48.5-54.0 /14.8-16.5	48.5-54.0 /14.8-16.5	48.5-54.0 /14.8-16.5
Maximum Individual Mutual Capacitance	nF/km / nF/kft	57/17.4	57/17.4	57/17.4	57/17.4
Maximum Individual Capacitance Unbalance pair-to-pair	pF/km / pF/kft	145/44	145/44	145/44	145/44
Capacitance Unbalance RMS pair-to-pair	pF/km / pF/kft	45/13.7	45/13.7	45/13.7	45/13.7
Maximum Individual Capacitance Unbalance pair-to-ground	pF/km / pF/kft	2625/800	2625/800	2625/800	2625/800
Maximum Average Capacitance Unbalance pair-to-ground	pF/km / pF/kft	574/175	574/175	574/175	574/175
Maximum Conductor Loop Resistance @20°C	Ω/km / Ω/mile	300/482	192/309	114/183.6	60/96.4
Impedance @1KHz	Ω	994	796	660	445
Impedance @100KHz	Ω	147	134	125	122

(Continued from previous page)

Impedance @512KHz	Ω	120	118	117	116
Impedance @1MHz	Ω	117	115	114	113
Maximum Average Attenuation @0.8KHz	dB/km / dB/kft	1.64/0.5	1.30/0.39	1.04/0.32	0.74/0.22
Maximum Average Attenuation @1KHz	dB/km / dB/kft	1.68/0.51	1.35/0.41	1.08/0.33	0.76/0.23
Maximum Average Attenuation @3KHz	dB/km / dB/kft	3.18/0.97	2.52/0.77	2.01/0.61	1.42/0.43
Maximum Average Attenuation @150KHz	dB/km / dB/kft	11.4/3.47	8.3/2.53	6.2/1.89	4.4/1.34
Maximum Average Attenuation @772KHz	dB/km / dB/kft	24.3/7.4	19.4/5.9	15.4/4.7	10.8/3.3
Maximum Average Attenuation @1000KHz	dB/km / dB/kft	27.1/8.25	21.4/6.52	17.5/5.33	12.8/3.89
Dielectric Strength					
Conductor to Conductor (3secs)	V DC	2400	3000	4000	5000
Conductor to Screen (3secs)	V DC	10000	10000	10000	10000
Minimum EL Far-end Cross-talk-Mean Power Sum					
@150KHz	dB/305m / dB/kft	61	63	63	65
@772KHz	dB/305m / dB/kft	47	49	49	57
@1.6MHz	dB/305m / dB/kft	41	42	43	44
@3.15MHz	dB/305m / dB/kft	35	37	37	39
@6.3MHz	dB/305m / dB/kft	29	31	31	33
Minimum Far-end Cross-talk-Worst Pair Power Sum					
@150KHz	dB/305m / dB/kft	57	57	57	59
@772KHz	dB/305m / dB/kft	43	43	43	45
@1.6MHz	dB/305m / dB/kft	37	37	37	39
@3.15MHz	dB/305m / dB/kft	31	31	31	33
@6.3MHz	dB/305m / dB/kft	25	25	25	27
Minimum Near-end Cross-talk-Mean Power Sum					
@150KHz	dB/305m / dB/kft	58	58	58	58
@772KHz	dB/305m / dB/kft	47	47	47	47
@1.6MHz	dB/305m / dB/kft	43	43	43	43
@3.15MHz	dB/305m / dB/kft	38	38	38	38
@6.3MHz	dB/305m / dB/kft	34	34	34	34
Minimum Near-end Cross-talk-Worst Pair Power Sum					
@150KHz	dB/305m / dB/kft	53	53	53	53
@772KHz	dB/305m / dB/kft	42	42	42	42
@1.6MHz	dB/305m / dB/kft	38	38	38	38
@3.15MHz	dB/305m / dB/kft	33	33	33	33
@6.3MHz	dB/305m / dB/kft	29	29	29	29
Nominal Insulation Thickness	mm	0.15	0.2	0.26	0.3
Nominal Insulated Conductor Diameter	mm	0.7	0.9	1.15	1.5

MECHANICAL AND THERMAL PROPERTIES

Temperature range during operation (fixed state): -30°C – +70°C

Temperature range during installation (mobile state): -20°C – +50°C

Minimum bending radius: 10 x Overall Diameter (unarmoured cables); 15 x Overall Diameter (armoured cables)

COLOUR CODE

Standard colour code is per ICEA S-85-625 given in Colour Code Chart

DIMENSIONS AND WEIGHT

Solid PE Insulated and AP Sheathed (Alpeth) Air Core Cable to ICEA S-85-625



Caledonian

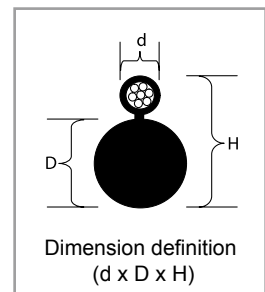
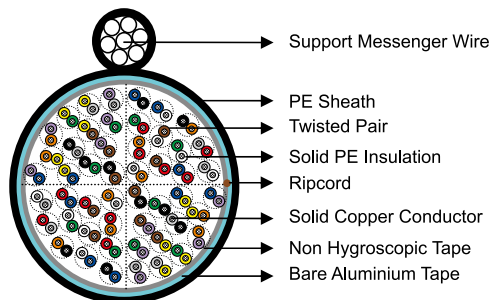

OUTDOOR TELEPHONE CABLES

www.caledonian-cables.co.uk www.addison-cables.com

Cable Code	Number of Pairs	Nominal Sheath Thickness mm/inch	Nominal Overall Diameter mm/inch	Nominal Weight kg/km / lbs/kft
0.4mm Conductor, 0.7mm Insulated Wire				
TP625-2Y(A)2Y-3P04	3	1.5/0.059	8.0/0.315	55/37
TP625-2Y(A)2Y-5P04	5	1.5/0.059	8.5/0.335	60/40
TP625-2Y(A)2Y-6P04	6	1.5/0.059	9.0/0.354	65/44
TP625-2Y(A)2Y-10P04	10	1.5/0.059	9.5/0.374	80/54
TP625-2Y(A)2Y-12P04	12	1.5/0.059	10.0/0.394	90/60
TP625-2Y(A)2Y-15P04	15	1.5/0.059	10.5/0.413	100/67
TP625-2Y(A)2Y-20P04	20	1.5/0.059	11.0/0.433	120/81
TP625-2Y(A)2Y-25P04	25	1.5/0.059	12.0/0.472	140/94
TP625-2Y(A)2Y-30P04	30	1.5/0.059	12.5/0.492	155/104
TP625-2Y(A)2Y-40P04	40	1.5/0.059	13.5/0.531	190/128
TP625-2Y(A)2Y-50P04	50	1.5/0.059	14.5/0.571	220/148
TP625-2Y(A)2Y-75P04	75	1.5/0.059	16.5/0.650	300/202
TP625-2Y(A)2Y-100P04	100	1.5/0.059	18.0/0.709	380/255
TP625-2Y(A)2Y-150P04	150	1.5/0.059	21.0/0.827	540/363
TP625-2Y(A)2Y-200P04	200	1.5/0.059	24.0/0.945	690/464
TP625-2Y(A)2Y-300P04	300	1.5/0.059	27.5/1.083	1000/672
TP625-2Y(A)2Y-400P04	400	1.8/0.071	31.5/1.24	1300/874
TP625-2Y(A)2Y-600P04	600	2.0/0.079	37.5/1.476	1900/1277
TP625-2Y(A)2Y-800P04	800	2.3/0.091	43.0/1.693	2800/1882
TP625-2Y(A)2Y-900P04	900	2.3/0.091	46.0/1.811	2961/1990
TP625-2Y(A)2Y-1000P04	1000	2.5/0.098	48.0/1.890	3264/2193
TP625-2Y(A)2Y-1200P04	1200	2.8/0.110	52.0/2.047	3873/2603
TP625-2Y(A)2Y-1500P04	1500	2.8/0.110	58.0/2.283	4819/3238
TP625-2Y(A)2Y-1800P04	1800	3.2/0.126	63.0/2.480	5777/3882
TP625-2Y(A)2Y-2100P04	2100	3.2/0.126	68.0/2.677	6731/4523
TP625-2Y(A)2Y-2400P04	2400	3.5/0.138	72.0/2.834	7645/5137
TP625-2Y(A)2Y-2700P04	2700	3.5/0.138	76.0/2.992	8556/5749
TP625-2Y(A)2Y-3000P04	3000	3.5/0.138	80.0/3.150	9466/6361
0.5mm Conductor, 0.9mm Insulated Wire				
TP625-2Y(A)2Y-3P05	3	1.5/0.059	8.5/0.335	60/40
TP625-2Y(A)2Y-5P05	5	1.5/0.059	9.5/0.374	70/47
TP625-2Y(A)2Y-6P05	6	1.5/0.059	10.0/0.394	75/50
TP625-2Y(A)2Y-10P05	10	1.5/0.059	11.0/0.433	100/67
TP625-2Y(A)2Y-12P05	12	1.5/0.059	11.5/0.453	120/81
TP625-2Y(A)2Y-15P05	15	1.5/0.059	12.0/0.472	130/87
TP625-2Y(A)2Y-20P05	20	1.5/0.059	13.0/0.512	160/108
TP625-2Y(A)2Y-25P05	25	1.5/0.059	14.0/0.551	190/128
TP625-2Y(A)2Y-30P05	30	1.5/0.059	14.5/0.571	220/148
TP625-2Y(A)2Y-40P05	40	1.5/0.059	16.0/0.630	270/181
TP625-2Y(A)2Y-50P05	50	1.5/0.059	17.0/0.669	320/215
TP625-2Y(A)2Y-70P05	70	1.5/0.059	19.0/0.748	406/273
TP625-2Y(A)2Y-75P05	75	1.5/0.059	19.5/0.768	440/296
TP625-2Y(A)2Y-100P05	100	1.5/0.059	22.5/0.886	570/383
TP625-2Y(A)2Y-150P05	150	1.5/0.059	26.0/1.024	810/544
TP625-2Y(A)2Y-200P05	200	1.8/0.071	29.5/1.157	1070/719
TP625-2Y(A)2Y-300P05	300	1.8/0.071	35.0/1.380	1530/1028
TP625-2Y(A)2Y-400P05	400	2.0/0.079	39.5/1.555	2010/1351
TP625-2Y(A)2Y-500P05	500	2.3/0.091	43.0/1.690	2577/1732
TP625-2Y(A)2Y-600P05	600	2.3/0.091	48.0/1.886	2980/2002
TP625-2Y(A)2Y-900P05	900	2.5/0.098	57.0/2.240	4415/2967
TP625-2Y(A)2Y-1000P05	1000	2.8/0.110	60.0/2.360	5015/3370
TP625-2Y(A)2Y-1200P05	1200	3.2/0.126	65.0/2.559	5959/4004

(Continued from previous page)

Cable Code	Number of Pairs	Nominal Sheath Thickness mm/inch	Nominal Overall Diameter mm/inch	Nominal Weight kg/km / lbs/kft
TP625-2Y(A)2Y-1500P05	1500	3.5/0.138	72.0/2.835	7414/4982
0.63mm Conductor, 1.15mm Insulated Wire				
TP625-2Y(A)2Y-3P063	3	1.5/0.059	9.5/0.374	70/47
TP625-2Y(A)2Y-5P063	5	1.5/0.059	10.5/0.413	90/60
TP625-2Y(A)2Y-6P063	6	1.5/0.059	11.0/0.433	100/67
TP625-2Y(A)2Y-10P063	10	1.5/0.059	12.5/0.492	130/87
TP625-2Y(A)2Y-12P063	12	1.5/0.059	13.0/0.512	160/108
TP625-2Y(A)2Y-15P063	15	1.5/0.059	13.5/0.531	180/121
TP625-2Y(A)2Y-20P063	20	1.5/0.059	15.0/0.591	230/155
TP625-2Y(A)2Y-25P063	25	1.5/0.059	16.0/0.630	260/175
TP625-2Y(A)2Y-30P063	30	1.5/0.059	17.0/0.669	310/208
TP625-2Y(A)2Y-40P063	40	1.5/0.059	19.0/0.748	390/262
TP625-2Y(A)2Y-50P063	50	1.5/0.059	20.5/0.807	460/309
TP625-2Y(A)2Y-75P063	75	1.5/0.059	24.0/0.945	660/443
TP625-2Y(A)2Y-100P063	100	1.5/0.059	27.0/1.061	850/571
TP625-2Y(A)2Y-150P063	150	1.8/0.071	32.0/1.260	1240/833
TP625-2Y(A)2Y-200P063	200	2.0/0.079	36.5/1.437	1830/1230
TP625-2Y(A)2Y-300P063	300	2.0/0.079	43.5/1.712	2360/1586
TP625-2Y(A)2Y-400P063	400	2.3/0.091	50.0/1.968	3120/2097
TP625-2Y(A)2Y-600P063	600	2.5/0.098	59.5/2.340	4610/3098
0.9mm Conductor, 1.5mm Insulated Wire				
TP625-2Y(A)2Y-3P09	3	1.5/0.059	11.0/0.433	100/67
TP625-2Y(A)2Y-5P09	5	1.5/0.059	12.5/0.492	140/94
TP625-2Y(A)2Y-6P09	6	1.5/0.059	13.0/0.512	160/108
TP625-2Y(A)2Y-10P09	10	1.5/0.059	15.0/0.591	220/148
TP625-2Y(A)2Y-12P09	12	1.5/0.059	16.0/0.630	260/175
TP625-2Y(A)2Y-15P09	15	1.5/0.059	17.5/0.689	310/208
TP625-2Y(A)2Y-20P09	20	1.5/0.059	19.0/0.748	390/262
TP625-2Y(A)2Y-25P09	25	1.5/0.059	20.5/0.807	460/309
TP625-2Y(A)2Y-30P09	30	1.5/0.059	22.5/0.885	570/383
TP625-2Y(A)2Y-40P09	40	1.5/0.059	25.5/1.000	720/484
TP625-2Y(A)2Y-50P09	50	1.5/0.059	27.5/1.080	850/571
TP625-2Y(A)2Y-75P09	75	1.8/0.071	33.0/1.300	1240/833
TP625-2Y(A)2Y-100P09	100	2.0/0.079	37.0/1.460	1620/1089
TP625-2Y(A)2Y-150P09	150	2.0/0.079	44.5/1.750	2380/1599
TP625-2Y(A)2Y-200P09	200	2.3/0.091	51.0/2.010	3130/2103
TP625-2Y(A)2Y-300P09	300	2.5/0.099	60.5/2.380	4700/3158
TP625-2Y(A)2Y-400P09	400	2.8/0.110	69.5/2.740	6210/4173





Caledonian

OUTDOOR TELEPHONE CABLES

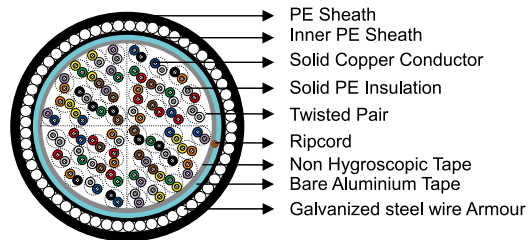
www.caledonian-cables.co.uk www.addison-cables.com

Fig 8 Solid PE Insulated & AP Sheathed (Alpeth) Air Core Cable to ICEA S-85-625

Cable Code	Number of Pairs	Support Messenger Wire Diameter mm/inch	Nominal Sheath Thickness mm/inch	Nominal Overall Dimension d x D x H mm/inch	Nominal Weight kg/km / lbs/kft
0.4mm Conductor, 0.7mm Insulated Wire					
TP625-2Y(A)2Y-3P04-SS	3	7/2.03 / 7/0.08	1.5/0.059	9.1X8.0X20.0 / 0.36X0.315X0.787	245/165
TP625-2Y(A)2Y-5P04-SS	5	7/2.03 / 7/0.08	1.5/0.059	9.1X8.5X20.5 / 0.36X0.335X0.807	250/168
TP625-2Y(A)2Y-6P04-SS	6	7/2.03 / 7/0.08	1.5/0.059	9.1X9.0X21.0 / 0.36X0.354X0.827	260/175
TP625-2Y(A)2Y-10P04-SS	10	7/2.03 / 7/0.08	1.5/0.059	9.1X9.5X21.5 / 0.36X0.374X0.846	270/181
TP625-2Y(A)2Y-12P04-SS	12	7/2.03 / 7/0.08	1.5/0.059	9.1X10.0X22.0 / 0.36X0.394X0.866	280/188
TP625-2Y(A)2Y-15P04-SS	15	7/2.03 / 7/0.08	1.5/0.059	9.1X10.5X22.5 / 0.36X0.413X0.886	290/195
TP625-2Y(A)2Y-20P04-SS	20	7/2.03 / 7/0.08	1.5/0.059	9.1X11.0X23.5 / 0.36X0.433X0.925	310/208
TP625-2Y(A)2Y-25P04-SS	25	7/2.03 / 7/0.08	1.5/0.059	9.1X12.0X24.0 / 0.36X0.472X0.945	330/222
TP625-2Y(A)2Y-30P04-SS	30	7/2.03 / 7/0.08	1.5/0.059	9.1X12.5X24.5 / 0.36X0.492X0.965	350/235
TP625-2Y(A)2Y-40P04-SS	40	7/2.03 / 7/0.08	1.5/0.059	9.1X13.5X25.5 / 0.36X0.531X1.000	390/262
TP625-2Y(A)2Y-50P04-SS	50	7/2.03 / 7/0.08	1.5/0.059	9.1X14.5X26.5 / 0.36X0.571X1.040	410/276
TP625-2Y(A)2Y-75P04-SS	75	7/2.03 / 7/0.08	1.5/0.059	9.1X16.5X28.5 / 0.36X0.650X1.120	490/329
TP625-2Y(A)2Y-100P04-SS	100	7/2.03 / 7/0.08	1.5/0.059	9.1X18.0X30.0 / 0.36X0.709X1.180	570/383
TP625-2Y(A)2Y-150P04-SS	150	7/2.03 / 7/0.08	1.5/0.059	9.1X21.0X33.0 / 0.36X0.827X1.300	730/491
TP625-2Y(A)2Y-200P04-SS	200	7/2.03 / 7/0.08	1.5/0.059	9.1X23.5X36.0 / 0.36X0.925X1.420	880/591
TP625-2Y(A)2Y-300P04-SS	300	7/2.03 / 7/0.08	1.5/0.059	9.1X27.5X39.5 / 0.36X1.080X1.560	1220/820
TP625-2Y(A)2Y-400P04-SS	400	7/2.03 / 7/0.08	1.5/0.059	9.7X31.5X44.0 / 0.382X1.240X1.73	1490/1001
0.5mm Conductor, 0.9mm Insulated Wire					
TP625-2Y(A)2Y-3P05-SS	3	7/2.03 / 7/0.08	1.5/0.059	9.1X8.5X20.5 / 0.36X0.335X0.807	250/168
TP625-2Y(A)2Y-5P05-SS	5	7/2.03 / 7/0.08	1.5/0.059	9.1X9.5X21.5 / 0.36X0.374X0.846	260/175
TP625-2Y(A)2Y-6P05-SS	6	7/2.03 / 7/0.08	1.5/0.059	9.1X9.5X22.0 / 0.36X0.374X0.866	265/178
TP625-2Y(A)2Y-10P05-SS	10	7/2.03 / 7/0.08	1.5/0.059	9.1X11.0X23.0 / 0.36X0.433X0.906	290/195
TP625-2Y(A)2Y-12P05-SS	12	7/2.03 / 7/0.08	1.5/0.059	9.1X11.5X23.5 / 0.36X0.453X0.925	310/208
TP625-2Y(A)2Y-15P05-SS	15	7/2.03 / 7/0.08	1.5/0.059	9.1X12.0X24.0 / 0.36X0.472X0.945	330/222
TP625-2Y(A)2Y-20P05-SS	20	7/2.03 / 7/0.08	1.5/0.059	9.1X13.0X25.0 / 0.36X0.512X0.984	350/235
TP625-2Y(A)2Y-25P05-SS	25	7/2.03 / 7/0.08	1.5/0.059	9.1X14.0X26.0 / 0.36X0.551X1.024	380/255
TP625-2Y(A)2Y-30P05-SS	30	7/2.03 / 7/0.08	1.5/0.059	9.1X14.5X26.5 / 0.36X0.571X1.040	420/282
TP625-2Y(A)2Y-40P05-SS	40	7/2.03 / 7/0.08	1.5/0.059	9.1X16.0X28.0 / 0.36X0.630X1.100	470/316
TP625-2Y(A)2Y-50P05-SS	50	7/2.03 / 7/0.08	1.5/0.059	9.1X17.0X29.0 / 0.36X0.669X1.140	510/343
TP625-2Y(A)2Y-75P05-SS	75	7/2.03 / 7/0.08	1.5/0.059	9.1X19.5X31.5 / 0.36X0.768X1.240	630/423
TP625-2Y(A)2Y-100P05-SS	100	7/2.03 / 7/0.08	1.5/0.059	9.1X22.5X34.5 / 0.36X0.886X1.360	760/511
TP625-2Y(A)2Y-150P05-SS	150	7/2.03 / 7/0.08	1.5/0.059	9.1X26.0X38.0 / 0.36X1.020X1.500	1000/672
TP625-2Y(A)2Y-200P05-SS	200	7/2.03 / 7/0.08	1.8/0.071	9.7X29.5X42.5 / 0.382X1.160X1.67	1260/847
TP625-2Y(A)2Y-300P05-SS	300	7/2.03 / 7/0.08	1.8/0.071	9.7X34.5X47.5 / 0.382X1.360X1.87	1720/1156
0.63mm Conductor, 1.15mm Insulated Wire					
TP625-2Y(A)2Y-3P063-SS	3	7/2.03 / 7/0.08	1.5/0.059	9.1X9.5X21.5 / 0.36X0.374X0.846	260/175
TP625-2Y(A)2Y-5P063-SS	5	7/2.03 / 7/0.08	1.5/0.059	9.1X10.5X22.5 / 0.36X0.413X0.886	280/188
TP625-2Y(A)2Y-6P063-SS	6	7/2.03 / 7/0.08	1.5/0.059	9.1X11.0X23.0 / 0.36X0.433X0.906	290/195
TP625-2Y(A)2Y-10P063-SS	10	7/2.03 / 7/0.08	1.5/0.059	9.1X12.5X24.5 / 0.36X0.492X0.965	320/215
TP625-2Y(A)2Y-12P063-SS	12	7/2.03 / 7/0.08	1.5/0.059	9.1X13.0X25.0 / 0.36X0.512X0.984	350/235
TP625-2Y(A)2Y-15P063-SS	15	7/2.03 / 7/0.08	1.5/0.059	9.1X13.5X26.0 / 0.36X0.531X1.024	380/255
TP625-2Y(A)2Y-20P063-SS	20	7/2.03 / 7/0.08	1.5/0.059	9.1X15.0X27.0 / 0.36X0.591X1.060	420/282
TP625-2Y(A)2Y-25P063-SS	25	7/2.03 / 7/0.08	1.5/0.059	9.1X16.0X28.0 / 0.36X0.630X1.100	450/302
TP625-2Y(A)2Y-30P063-SS	30	7/2.03 / 7/0.08	1.5/0.059	9.1X17.0X29.0 / 0.36X0.669X1.140	510/343
TP625-2Y(A)2Y-40P063-SS	40	7/2.03 / 7/0.08	1.5/0.059	9.1X19.0X31.0 / 0.36X0.748X1.220	590/396
TP625-2Y(A)2Y-50P063-SS	50	7/2.03 / 7/0.08	1.5/0.059	9.1X20.5X32.5 / 0.36X0.807X1.280	650/437
TP625-2Y(A)2Y-75P063-SS	75	7/2.03 / 7/0.08	1.5/0.059	9.1X24.0X36.5 / 0.36X0.945X1.440	850/571
TP625-2Y(A)2Y-100P063-SS	100	7/2.03 / 7/0.08	1.5/0.059	9.1X27.0X39.0 / 0.36X1.060X1.540	1040/699
TP625-2Y(A)2Y-150P063-SS	150	7/2.03 / 7/0.08	1.8/0.071	9.7X32.0X45.0 / 0.382X1.26X1.770	1430/961
TP625-2Y(A)2Y-200P063-SS	200	7/2.03 / 7/0.08	2.0/0.079	10.1X36.5X49.5 / 0.398X1.44X1.95	1820/1223
TP625-2Y(A)2Y-300P063-SS	300	7/2.03 / 7/0.08	2.0/0.079	10.1X43.5X56.5 / 0.398X1.71X2.22	2570/1727
0.9mm Conductor, 1.5mm Insulated Wire					
TP625-2Y(A)2Y-3P09-SS	3	7/2.03 / 7/0.08	1.5/0.059	9.1X11.0X23.0 / 0.36X0.433X0.906	290/195

(Continued from previous page)

Cable Code	Number of Pairs	Support Messenger Wire Diameter mm/inch	Nominal Sheath Thickness mm/inch	Nominal Overall Dimension d x D x H mm/inch	Nominal Weight kg/km / lbs/kft
TP625-2Y(A)2Y-5P09-SS	5	7/2.03 / 7/0.08	1.5/0.059	9.1X12.5X24.5 / 0.36X0.492X0.965	330/222
TP625-2Y(A)2Y-6P09-SS	6	7/2.03 / 7/0.08	1.5/0.059	9.1X13.0X25.0 / 0.36X0.512X0.984	350/235
TP625-2Y(A)2Y-10P09-SS	10	7/2.03 / 7/0.08	1.5/0.059	9.1X15.0X27.5 / 0.36X0.591X1.080	410/276
TP625-2Y(A)2Y-12P09-SS	12	7/2.03 / 7/0.08	1.5/0.059	9.1X16.0X28.0 / 0.36X0.630X1.100	450/302
TP625-2Y(A)2Y-15P09-SS	15	7/2.03 / 7/0.08	1.5/0.059	9.1X17.5X29.5 / 0.36X0.689X1.160	500/336
TP625-2Y(A)2Y-20P09-SS	20	7/2.03 / 7/0.08	1.5/0.059	9.1X19.0X31.0 / 0.36X0.748X1.220	580/390
TP625-2Y(A)2Y-25P09-SS	25	7/2.03 / 7/0.08	1.5/0.059	9.1X20.5X33.0 / 0.36X0.807X1.300	650/437
TP625-2Y(A)2Y-30P09-SS	30	7/2.03 / 7/0.08	1.5/0.059	9.1X22.5X35.0 / 0.36X0.886X1.380	770/517
TP625-2Y(A)2Y-40P09-SS	40	7/2.03 / 7/0.08	1.5/0.059	9.1X25.5X37.5 / 0.36X1.000X1.480	920/618
TP625-2Y(A)2Y-50P09-SS	50	7/2.03 / 7/0.08	1.5/0.059	9.1X27.5X39.5 / 0.36X1.080X1.560	1040/699
TP625-2Y(A)2Y-75P09-SS	75	7/2.03 / 7/0.08	1.8/0.071	9.7X33.0X45.5 / 0.382X1.30X1.800	1430/961
TP625-2Y(A)2Y-100P09-SS	100	7/2.03 / 7/0.08	2.0/0.079	10.1X37.0X50.5 / 0.398X1.46X1.99	1810/1216
TP625-2Y(A)2Y-150P09-SS	150	7/2.03 / 7/0.08	2.0/0.079	10.1X44.5X57.5 / 0.398X1.75X2.26	2570/1727
TP625-2Y(A)2Y-200P09-SS	200	7/2.03 / 7/0.08	2.3/0.091	10.7X51.0X64.5 / 0.421X2.01X2.54	3440/2312



Solid PE Insulated, Steel Wire Armoured & AP Sheathed (Alpeth) Air Core Cable to ICEA S-85-625

Cable Code	Number of Pairs	Nominal Inner Sheath Thickness mm/inch	Nominal Diameter of Armour Wires mm/inch	Nominal Outer Sheath Thickness mm/inch	Nominal Overall Diameter mm/inch	Nominal Weight kg/km / lbs/kft
0.4mm Conductor, 0.7mm Insulated Wire						
TP625-2Y2Y(SWA)(A)2Y-5P04	5	1.5/0.059	0.8/0.031	1.5/0.059	15.0/0.591	260/175
TP625-2Y2Y(SWA)(A)2Y-10P04	10	1.5/0.059	0.8/0.031	1.5/0.059	16.0/0.630	305/205
TP625-2Y2Y(SWA)(A)2Y-15P04	15	1.5/0.059	0.8/0.031	1.5/0.059	17.0/0.669	380/255
TP625-2Y2Y(SWA)(A)2Y-20P04	20	1.5/0.059	0.8/0.031	1.5/0.059	18.0/0.709	410/275
TP625-2Y2Y(SWA)(A)2Y-25P04	25	1.5/0.059	0.8/0.031	1.5/0.059	19.0/0.748	440/296
TP625-2Y2Y(SWA)(A)2Y-30P04	30	1.5/0.059	0.8/0.031	1.5/0.059	19.0/0.748	470/316
TP625-2Y2Y(SWA)(A)2Y-40P04	40	1.5/0.059	0.8/0.031	1.5/0.059	20.0/0.787	520/349
TP625-2Y2Y(SWA)(A)2Y-50P04	50	1.5/0.059	0.8/0.031	1.5/0.059	21.0/0.827	570/383
TP625-2Y2Y(SWA)(A)2Y-100P04	100	1.5/0.059	1.6/0.063	1.5/0.059	26.0/1.024	1100/739
0.5mm Conductor, 0.9mm Insulated Wire						
TP625-2Y2Y(SWA)(A)2Y-5P05	5	1.5/0.059	0.8/0.031	1.5/0.059	16.0/0.630	290/195
TP625-2Y2Y(SWA)(A)2Y-10P05	10	1.5/0.059	0.8/0.031	1.5/0.059	18.0/0.709	380/255
TP625-2Y2Y(SWA)(A)2Y-15P05	15	1.5/0.059	0.8/0.031	1.5/0.059	19.0/0.748	440/296
TP625-2Y2Y(SWA)(A)2Y-20P05	20	1.5/0.059	0.8/0.031	1.5/0.059	20.0/0.787	480/323
TP625-2Y2Y(SWA)(A)2Y-25P05	25	1.5/0.059	0.8/0.031	1.5/0.059	21.0/0.827	550/370
TP625-2Y2Y(SWA)(A)2Y-30P05	30	1.5/0.059	0.8/0.031	1.5/0.059	21.0/0.827	570/383
TP625-2Y2Y(SWA)(A)2Y-40P05	40	1.5/0.059	1.6/0.063	1.5/0.059	24.0/0.945	930/625
TP625-2Y2Y(SWA)(A)2Y-50P05	50	1.5/0.059	1.6/0.063	1.5/0.059	25.0/0.984	1030/692
TP625-2Y2Y(SWA)(A)2Y-100P05	100	1.5/0.059	1.6/0.063	1.5/0.059	30.0/1.18	1500/1008
0.63mm Conductor, 1.15mm Insulated Wire						
TP625-2Y2Y(SWA)(A)2Y-5P063	5	1.5/0.059	0.8/0.031	1.5/0.059	17.0/0.669	380/255
TP625-2Y2Y(SWA)(A)2Y-10P063	10	1.5/0.059	0.8/0.031	1.5/0.059	19.0/0.748	450/302



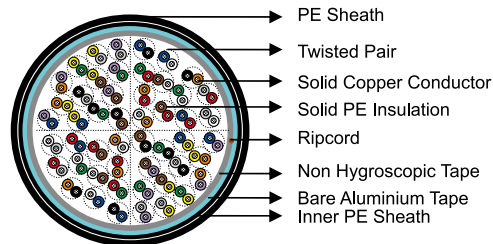
Caledonian

OUTDOOR TELEPHONE CABLES

www.caledonian-cables.co.uk www.addison-cables.com

(Continued from previous page)

Cable Code	Number of Pairs	Nominal Inner Sheath Thickness mm/inch	Nominal Diameter of Armour Wires mm/inch	Nominal Outer Sheath Thickness mm/inch	Nominal Overall Diameter mm/inch	Nominal Weight kg/km / lbs/kft
TP625-2Y2Y(SWA)(A)2Y-15P063	15	1.5/0.059	0.8/0.031	1.5/0.059	21.0/0.827	540/363
TP625-2Y2Y(SWA)(A)2Y-20P063	20	1.5/0.059	0.8/0.031	1.5/0.059	22.0/0.866	580/390
TP625-2Y2Y(SWA)(A)2Y-25P063	25	1.5/0.059	1.6/0.063	1.5/0.059	24.0/0.945	940/632
TP625-2Y2Y(SWA)(A)2Y-30P063	30	1.5/0.059	1.6/0.063	1.5/0.059	25.0/0.984	1000/672
TP625-2Y2Y(SWA)(A)2Y-40P063	40	1.5/0.059	1.6/0.063	1.5/0.059	27.0/1.06	1160/779
TP625-2Y2Y(SWA)(A)2Y-50P063	50	1.5/0.059	1.6/0.063	1.5/0.059	28.0/1.10	1300/874
TP625-2Y2Y(SWA)(A)2Y-100P063	100	1.5/0.059	2.0/0.079	1.5/0.059	36.0/1.42	2210/1485
0.9mm Conductor, 1.5mm Insulated Wire						
TP625-2Y2Y(SWA)(A)2Y-5P09	5	1.5/0.059	0.8/0.031	1.5/0.059	19.0/0.748	440/296
TP625-2Y2Y(SWA)(A)2Y-10P09	10	1.5/0.059	0.8/0.031	1.5/0.059	22.0/0.866	600/403
TP625-2Y2Y(SWA)(A)2Y-15P09	15	1.5/0.059	1.6/0.063	1.5/0.059	25.0/0.984	1020/685
TP625-2Y2Y(SWA)(A)2Y-20P09	20	1.5/0.059	1.6/0.063	1.5/0.059	27.0/1.06	1160/779
TP625-2Y2Y(SWA)(A)2Y-25P09	25	1.5/0.059	1.6/0.063	1.5/0.059	28.0/1.10	1330/894
TP625-2Y2Y(SWA)(A)2Y-30P09	30	1.5/0.059	1.6/0.063	1.5/0.059	30.0/1.18	1520/1021
TP625-2Y2Y(SWA)(A)2Y-40P09	40	1.5/0.059	2.0/0.079	1.5/0.059	34.0/1.34	2010/1351
TP625-2Y2Y(SWA)(A)2Y-50P09	50	1.5/0.059	2.0/0.079	1.5/0.059	36.0/1.42	2250/1512
TP625-2Y2Y(SWA)(A)2Y-100P09	100	2.0/0.079	2.5/0.098	2.0/0.079	48.0/1.89	3960/2661



Solid PE Insulated & Double Sheathed Alpth (PAP) Air Core Cable to ICEA S-85-625

Cable Code	Number of Pairs	Nominal Sheath Thickness		Nominal Overall Diameter mm/inch	Nominal Weight kg/km / lbs/kft
		Inner mm/inch	Outer mm/inch		
0.4mm Conductor, 0.7mm Insulated Wire					
TP625-2Y2Y(A)2Y-3P04	3	1.2/0.047	1.5/0.059	10.5/0.413	70/47
TP625-2Y2Y(A)2Y-5P04	5	1.2/0.047	1.5/0.059	11.0/0.433	85/57
TP625-2Y2Y(A)2Y-6P04	6	1.2/0.047	1.5/0.059	11.0/0.433	90/60
TP625-2Y2Y(A)2Y-10P04	10	1.2/0.047	1.5/0.059	12.0/0.472	110/74
TP625-2Y2Y(A)2Y-12P04	12	1.2/0.047	1.5/0.059	12.5/0.492	120/81
TP625-2Y2Y(A)2Y-15P04	15	1.2/0.047	1.5/0.059	13.0/0.512	140/94
TP625-2Y2Y(A)2Y-20P04	20	1.2/0.047	1.5/0.059	13.5/0.531	150/101
TP625-2Y2Y(A)2Y-25P04	25	1.2/0.047	1.5/0.059	14.5/0.571	175/118
TP625-2Y2Y(A)2Y-30P04	30	1.2/0.047	1.5/0.059	15.0/0.591	195/131
TP625-2Y2Y(A)2Y-40P04	40	1.2/0.047	1.5/0.059	16.0/0.630	235/158
TP625-2Y2Y(A)2Y-50P04	50	1.2/0.047	1.5/0.059	17.0/0.670	270/181
TP625-2Y2Y(A)2Y-75P04	75	1.2/0.047	1.5/0.059	19.0/0.748	360/241
TP625-2Y2Y(A)2Y-100P04	100	1.2/0.047	1.5/0.059	20.5/0.807	445/299
TP625-2Y2Y(A)2Y-150P04	150	1.2/0.047	1.5/0.059	23.0/0.906	610/410
TP625-2Y2Y(A)2Y-200P04	200	1.2/0.047	1.5/0.059	26.0/1.02	770/517
TP625-2Y2Y(A)2Y-300P04	300	1.2/0.047	1.5/0.059	30.0/1.18	1135/763
TP625-2Y2Y(A)2Y-400P04	400	1.6/0.063	1.8/0.071	34.5/1.36	1455/978
TP625-2Y2Y(A)2Y-600P04	600	1.6/0.063	2.0/0.079	40.5/1.59	2100/1411
TP625-2Y2Y(A)2Y-900P04	900	1.6/0.063	2.0/0.079	48.0/1.89	3070/2063
0.5mm Conductor, 0.9mm Insulated Wire					

(Continued from previous page)

Cable Code	Number of Pairs	Nominal Sheath Thickness		Nominal Overall Diameter mm/inch	Nominal Weight kg/km / lbs/kft
		Inner mm/inch	Outer mm/inch		
TP625-2Y2Y(A)2Y-3P05	3	1.2/0.047	1.5/0.059	11.0/0.433	80/54
TP625-2Y2Y(A)2Y-5P05	5	1.2/0.047	1.5/0.059	11.5/0.453	100/67
TP625-2Y2Y(A)2Y-6P05	6	1.2/0.047	1.5/0.059	12.0/0.472	110/74
TP625-2Y2Y(A)2Y-10P05	10	1.2/0.047	1.5/0.059	13.0/0.512	140/94
TP625-2Y2Y(A)2Y-12P05	12	1.2/0.047	1.5/0.059	13.5/0.531	150/101
TP625-2Y2Y(A)2Y-15P05	15	1.2/0.047	1.5/0.059	14.5/0.571	170/114
TP625-2Y2Y(A)2Y-20P05	20	1.2/0.047	1.5/0.059	15.5/0.610	200/134
TP625-2Y2Y(A)2Y-25P05	25	1.2/0.047	1.5/0.059	16.0/0.630	230/155
TP625-2Y2Y(A)2Y-30P05	30	1.2/0.047	1.5/0.059	17.0/0.670	265/178
TP625-2Y2Y(A)2Y-40P05	40	1.2/0.047	1.5/0.059	18.5/0.728	320/215
TP625-2Y2Y(A)2Y-50P05	50	1.2/0.047	1.5/0.059	19.5/0.768	370/249
TP625-2Y2Y(A)2Y-75P05	75	1.2/0.047	1.5/0.059	22.0/0.866	505/339
TP625-2Y2Y(A)2Y-100P05	100	1.2/0.047	1.5/0.059	25.0/0.984	640/430
TP625-2Y2Y(A)2Y-150P05	150	1.2/0.047	1.5/0.059	28.5/1.121	890/598
TP625-2Y2Y(A)2Y-200P05	200	1.6/0.063	1.8/0.071	33.0/1.30	1190/800
TP625-2Y2Y(A)2Y-300P05	300	1.6/0.063	1.8/0.071	38.0/1.50	1700/1142
TP625-2Y2Y(A)2Y-400P05	400	1.6/0.063	2.0/0.079	42.5/1.67	2200/1478
TP625-2Y2Y(A)2Y-600P05	600	1.8/0.079	2.3/0.091	51.5/2.03	3235/2174
TP625-2Y2Y(A)2Y-900P05	900	2.0/0.079	2.5/0.098	61.0/2.40	4705/3162
0.63mm Conductor, 1.15mm Insulated Wire					
TP625-2Y2Y(A)2Y-3P063	3	1.2/0.047	1.5/0.059	11.5/0.453	95/64
TP625-2Y2Y(A)2Y-5P063	5	1.2/0.047	1.5/0.059	13.0/0.512	120/81
TP625-2Y2Y(A)2Y-6P063	6	1.2/0.047	1.5/0.059	13.0/0.512	135/91
TP625-2Y2Y(A)2Y-10P063	10	1.2/0.047	1.5/0.059	14.5/0.571	175/118
TP625-2Y2Y(A)2Y-12P063	12	1.2/0.047	1.5/0.059	15.5/0.610	195/131
TP625-2Y2Y(A)2Y-15P063	15	1.2/0.047	1.5/0.059	16.0/0.630	230/155
TP625-2Y2Y(A)2Y-20P063	20	1.2/0.047	1.5/0.059	17.5/0.689	270/181
TP625-2Y2Y(A)2Y-25P063	25	1.2/0.047	1.5/0.059	18.5/0.728	315/212
TP625-2Y2Y(A)2Y-30P063	30	1.2/0.047	1.5/0.059	19.5/0.768	365/245
TP625-2Y2Y(A)2Y-40P063	40	1.2/0.047	1.5/0.059	21.0/0.827	450/302
TP625-2Y2Y(A)2Y-50P063	50	1.2/0.047	1.5/0.059	22.5/0.886	530/356
TP625-2Y2Y(A)2Y-75P063	75	1.2/0.047	1.5/0.059	26.5/1.04	730/491
TP625-2Y2Y(A)2Y-100P063	100	1.2/0.047	1.5/0.059	29.5/1.16	930/625
TP625-2Y2Y(A)2Y-150P063	150	1.6/0.063	1.8/0.071	35.5/1.40	1370/921
TP625-2Y2Y(A)2Y-200P063	200	1.6/0.063	2.0/0.079	39.5/1.56	1775/1193
TP625-2Y2Y(A)2Y-300P063	300	1.6/0.063	2.0/0.079	47.0/1.85	2555/1717
TP625-2Y2Y(A)2Y-400P063	400	1.8/0.079	2.3/0.091	53.5/2.11	3375/2268
TP625-2Y2Y(A)2Y-600P063	600	2.0/0.079	2.5/0.098	63.5/2.50	4930/3313
0.9mm Conductor, 1.5mm Insulated Wire					
TP625-2Y2Y(A)2Y-3P09	3	1.2/0.047	1.5/0.059	13.5/0.531	135/91
TP625-2Y2Y(A)2Y-5P09	5	1.2/0.047	1.5/0.059	15.0/0.591	175/118
TP625-2Y2Y(A)2Y-6P09	6	1.2/0.047	1.5/0.059	15.5/0.610	195/131
TP625-2Y2Y(A)2Y-10P09	10	1.2/0.047	1.5/0.059	17.5/0.689	265/178
TP625-2Y2Y(A)2Y-12P09	12	1.2/0.047	1.5/0.059	18.5/0.728	300/202
TP625-2Y2Y(A)2Y-15P09	15	1.2/0.047	1.5/0.059	19.5/0.768	370/249
TP625-2Y2Y(A)2Y-20P09	20	1.2/0.047	1.5/0.059	21.5/0.846	450/302
TP625-2Y2Y(A)2Y-25P09	25	1.2/0.047	1.5/0.059	23.0/0.906	525/353
TP625-2Y2Y(A)2Y-30P09	30	1.2/0.047	1.5/0.059	25.0/0.984	635/427
TP625-2Y2Y(A)2Y-40P09	40	1.2/0.047	1.5/0.059	27.5/1.08	800/538
TP625-2Y2Y(A)2Y-50P09	50	1.2/0.047	1.5/0.059	30.0/1.18	920/618
TP625-2Y2Y(A)2Y-75P09	75	1.6/0.063	1.8/0.071	36.0/1.42	1360/914
TP625-2Y2Y(A)2Y-100P09	100	1.6/0.063	2.0/0.079	40.5/1.59	1765/1186
TP625-2Y2Y(A)2Y-150P09	150	1.6/0.063	2.0/0.079	48.0/1.89	2545/1710
TP625-2Y2Y(A)2Y-200P09	200	1.8/0.071	2.3/0.091	54.5/2.15	3440/2312
TP625-2Y2Y(A)2Y-300P09	300	2.0/0.079	2.5/0.098	64.5/2.54	5010/3367
TP625-2Y2Y(A)2Y-400P09	400	2.0/0.079	2.8/0.110	73.5/2.90	6560/4408