



## BS 6724 Armoured Power Cables, 1900/3300V

### Application

These cables are used for power and control circuits, they can offer excellent protection through the use of a heavy galvanized steel wire armour. The GSWA makes them suitable for use inside and outside buildings or for direct burial in the ground. For installation where fire, smoke emission and toxic fumes create a potential threat to life and equipment.

### Construction

<b>Conductor</b>	Solid Aluminum or Copper conductor, round stranded or shaped, Class 2 to BS 6460, IEC 60228.
<b>Insulation</b>	XLPE (Cross-Linked Polyethylene) Type GP 8 or ethylene propylene rubber (GP 6)
<b>Colour Code</b>	1 Core : Brown 2 Cores : Brown or Blue 3 Cores: Brown, Black, Grey 4 Cores: Blue, Brown, Black, Grey 5 Cores: Green/Yellow, Blue, Brown, Black, Grey Above 5 Cores: White Cores with black numerals
<b>Bedding</b>	LSOH (Low Smoke Zero Halogen)
<b>Armour</b>	Single Core: AWA (Aluminum Wire Armour) Multi Core: SWA (Steel Wire Armour)
<b>Outer Sheath</b>	LSOH (Low Smoke Zero Halogen)

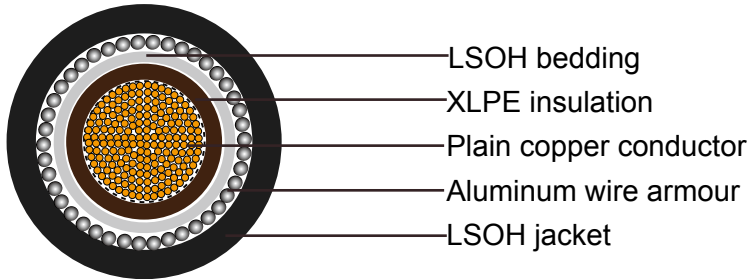
### Technical Information

<b>Voltage rating</b>	1900/3300V
<b>Temperature rating</b>	0°C to +90°C
<b>Bending radius</b>	1.5mm <sup>2</sup> to 16mm <sup>2</sup> : 6 x overall diameter 25mm <sup>2</sup> and above: 8 x overall diameter
<b>Flame retardant</b>	IEC60332 part 1, BS4066 part 1
<b>Halogen free</b>	IEC 60754, EN 50267
<b>Smoke density</b>	IEC 61034, EN50268



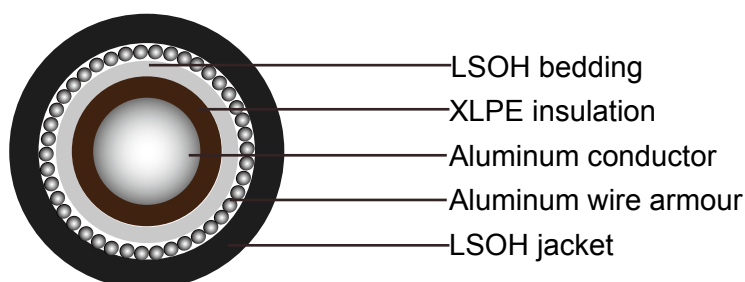
### Cable Parameter

#### Single-core 1900/3300 V cables with circular stranded copper conductor



Nominal Cross-sectional Area	Strand Type	Nominal Insulation Thickness	Nominal Bedding Thickness	Nominal Alum Wire Armor dia.	Nominal Sheath Thickness	Approx. Overall Diameter	Approx Weight
mm <sup>2</sup>	No./mm	mm	mm	mm	mm	mm	kg/km
1x50	19/1.78	2	0.8	1.25	1.6	20.6	790
1x70	19/2.14	2	0.8	1.25	1.6	22.4	1040
1x95	19/2.52	2	0.8	1.25	1.6	24.3	1330
1x120	37/2.03	2	1	1.6	1.7	27.2	1680
1x150	37/2.25	2	1	1.6	1.7	28.8	1970
1x185	37/2.52	2	1	1.6	1.8	30.8	2370
1x240	61/2.25	2	1	1.6	1.8	33.5	2960
1x300	61/2.52	2	1	1.6	1.9	36.1	3610
1x400	61/2.85	2	1.2	2	2	40.5	4600
1x500	61/3.20	2.2	1.2	2	2.1	44.2	5680
1x630	127/2.52	2.4	1.2	2	2.2	48.8	7160
1x800	127/2.85	2.6	1.4	2.5	2.4	55.4	9150
1x1000	127/3.20	2.8	1.4	2.5	2.5	60.6	11270

#### Single-core 1900/3300 V cables with solid aluminum conductor

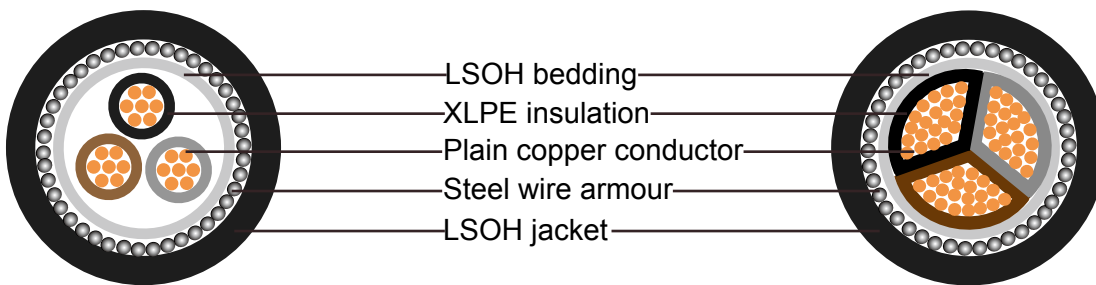


# Addison Cables

## BS6724 Armoured Power Cables, 1900/3300V

Nominal Cross-sectional Area	Nominal Insulation Thickness	Nominal Bedding Thickness	Nominal Alum Wire Armor dia.	Nominal Sheath Thickness	Approx. Overall Diameter	Approx Weight
mm <sup>2</sup>	mm	mm	mm	mm	mm	kg/km
1x50	2	0.8	1.25	1.6	19.4	600
1x70	2	0.8	1.25	1.6	20.9	710
1x95	2	0.8	1.25	1.6	22.5	810
1x120	2	1	1.6	1.7	25.2	1065
1x150	2	1	1.6	1.7	26.5	1210
1x185	2	1	1.6	1.8	28.3	1390
1x240	2	1	1.6	1.8	30.5	1630
1x300	2	1	1.6	1.9	32.8	1900

### Three-core 1900/3300 V cables with stranded copper conductors

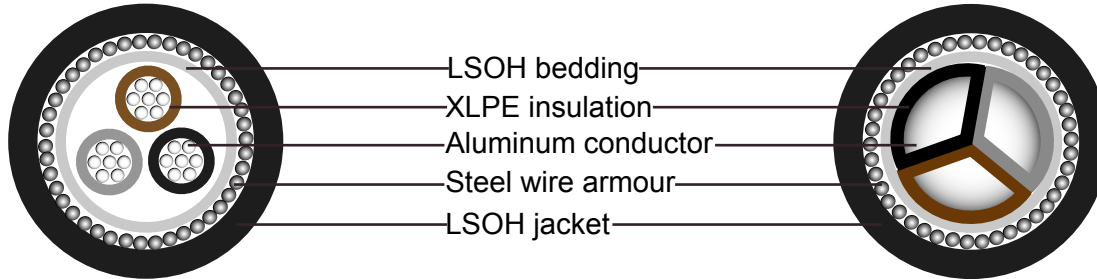


Nominal Cross-sectional Area	Strand Type	Nominal Insulation Thickness	Nominal Bedding Thickness	Nominal Steel Wire Armor dia.	Nominal Sheath Thickness	Approx. Overall Diameter	Approx Weight
mm <sup>2</sup>	No./mm	mm	mm	mm	mm	mm	kg/km
3x16	7/1.70	2	1	1.6	1.8	29.3	1600
3x25	7/2.14	2	1	1.6	1.8	32.2	2060
3x35	7/2.52	2	1	1.6	1.9	34.8	2400
3x35*	7/2.52	2	1	1.6	1.9	31.1	2400
3x50*	19/1.78	2	1.2	2	2	34.7	3200
3x70*	19/2.14	2	1.2	2	2.1	38	3800
3x95*	19/2.52	2	1.2	2	2.2	41.4	4730
3x120*	37/2.03	2	1.4	2.5	2.3	45.7	6070
3x150*	37/2.25	2	1.4	2.5	2.4	48.5	7010
3x185*	37/2.52	2	1.4	2.5	2.5	51.9	8270
3x240*	61/2.25	2	1.6	2.5	2.6	56.9	10310
3x300*	61/2.52	2	1.6	2.5	2.7	61.2	12300
3x400*	61/2.85	2	1.6	2.5	2.9	66.6	14500

\* Shaped stranded conductor (class 2)



### Three-core 1900/3300 V cables with solid aluminum conductors



Nominal Cross-sectional Area	Nominal Insulation Thickness	Nominal Bedding Thickness	Nominal Steel Wire Armor dia.	Nominal Sheath Thickness	Approx. Overall Diameter	Approx Weight
mm <sup>2</sup>	mm	mm	mm	mm	mm	kg/km
3x16	2	1	1.6	1.8	27.9	1540
3x25	2	1	1.6	1.8	30.4	1780
3x35	2	1	1.6	1.9	32.7	2040
3x35*	2	1	1.6	1.9	29.7	2040
3x50*	2	1.2	2	2	33	2760
3x70*	2	1.2	2	2.1	36	3210
3x95*	2	1.2	2	2.2	39.1	3625
3x120*	2	1.4	2.5	2.3	43.1	4820
3x150*	2	1.4	2.5	2.4	45.6	5410
3x185*	2	1.4	2.5	2.5	48.7	6070
3x240*	2	1.6	2.5	2.6	53.2	7150
3x300*	2	1.6	2.5	2.7	57.2	8120

\* Solid shaped conductor (class 1)